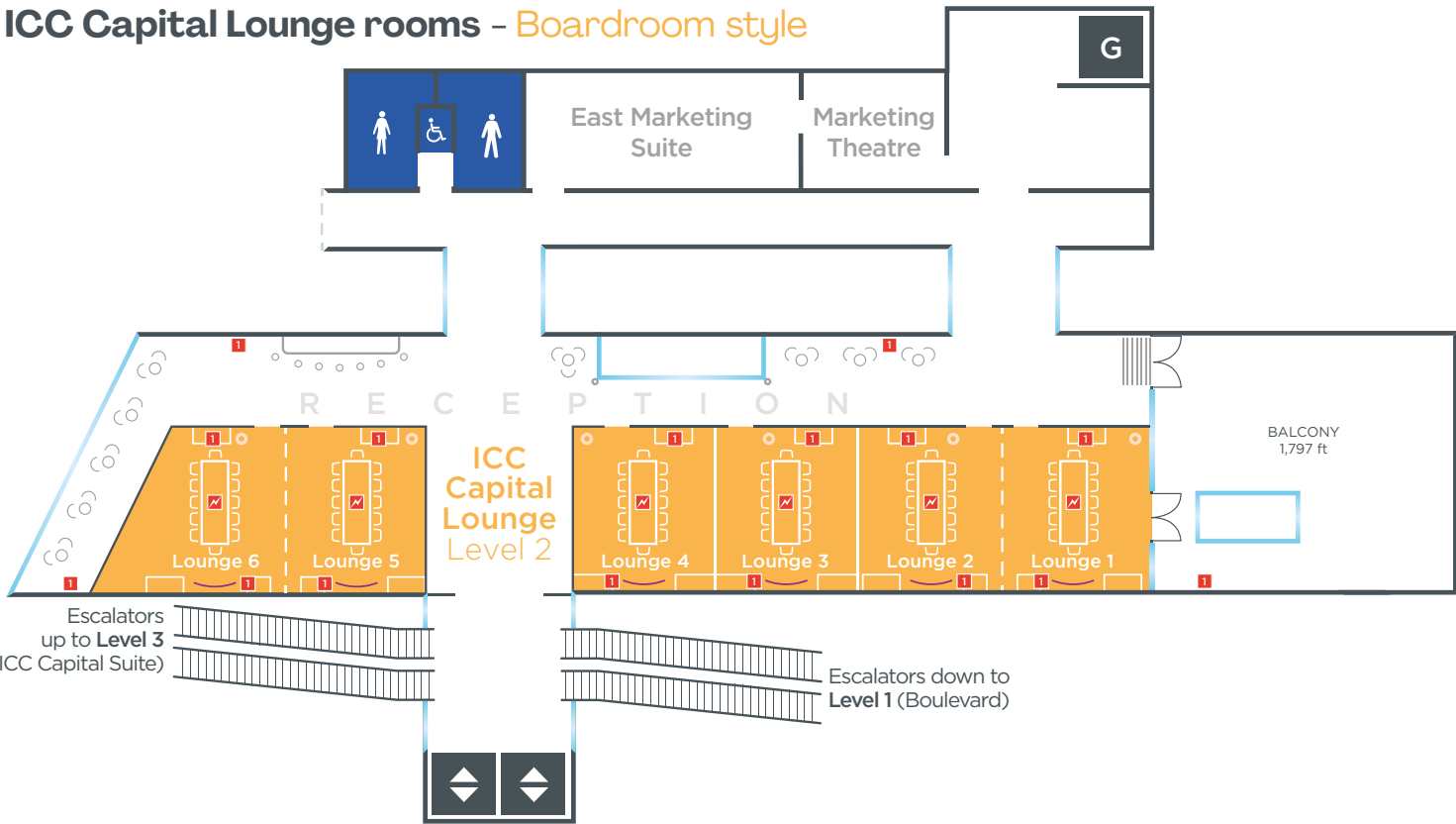


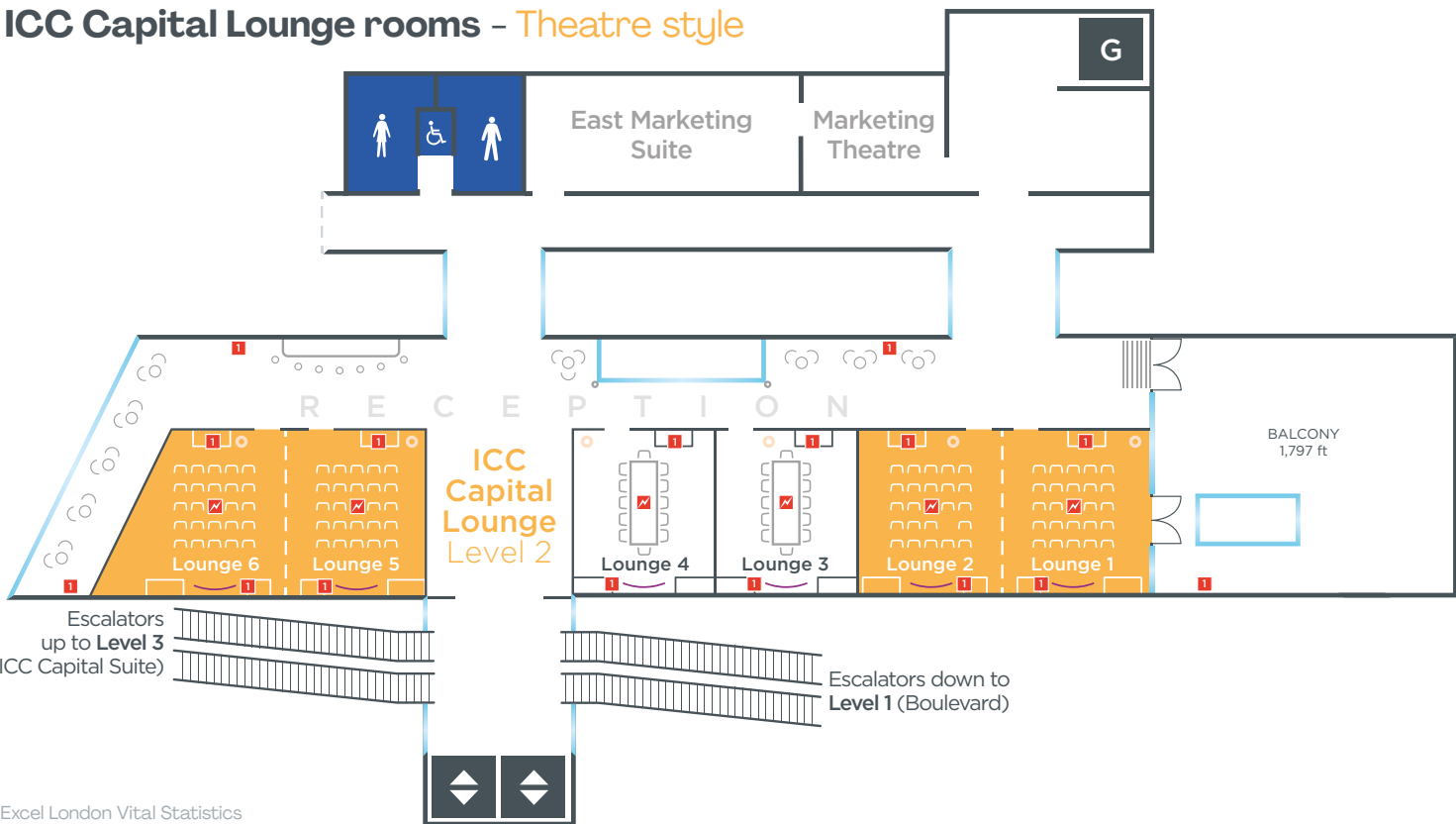
ICC CAPITAL LOUNGE MEETING ROOMS

LEVEL 2

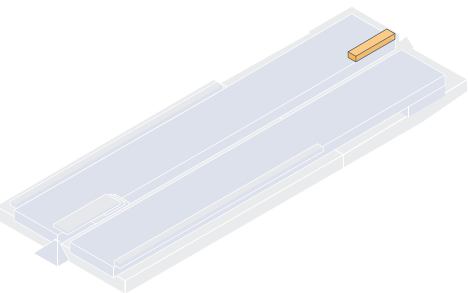
ICC Capital Lounge rooms – Boardroom style



ICC Capital Lounge rooms – Theatre style



Locator map



ICC Capital Lounge rooms – capacity chart

	Area	Dimensions	Height	Boardroom	Theatre
Room 1	398 sq ft	19 ft x 21 ft	9 ft	12	25
Room 2	441 sq ft	21 ft x 21 ft	9 ft	12	25
Room 3	420 sq ft	20 ft x 21 ft	9 ft	12	n/a
Room 4	420 sq ft	20 ft x 21 ft	9 ft	12	n/a
Room 5	387 sq ft	18 ft x 21 ft	9 ft	12	25
Room 6	366 sq ft	17 ft x 21 ft	9 ft	12	25
Rooms 1+2	839 sq ft	39 ft x 21 ft	9 ft	24	50
Rooms 5+6	753 sq ft	35 ft x 21 ft	9 ft	24	50

All capacities subject to floorplan approval.

Facilities

- Executive style boardroom and chairs
- Intelligent glass providing privacy solutions
- Partition walls (rooms 1 & 2 and 5 & 6)
- Wardrobe in each room
- 45dB noise partition wall (rooms 1 & 2 and 5 & 6)
- Digital signage outside each room
- Digital screen at main entrance doors
- Natural daylight (room 1 or rooms 1 & 2 combined)
- In room temperature control

Reception

- Capacity of 300 including reception area
- Breakout area with a hospitality unit
- 13AMP power points

AV Inclusions

- 65" LED curved screens
- Built-in sound system
- Ability to stream content to two screens simultaneously (rooms 1 & 2 or 5 & 6 combined)

Key

- 1** 13 AMP power points
- 13** 13 AMP supply floor boxes
- P** Partition wall
- 65"** 65" LED curved screen
- R** Reception area seating
- C** Column
- Toilets**
 - M** Male
 - F** Female
 - A** Accessible
- L** Public lifts
- G** Goods lifts