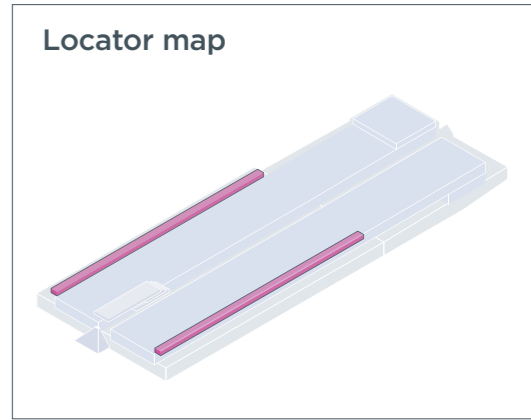


Gallery Rooms

Level 2

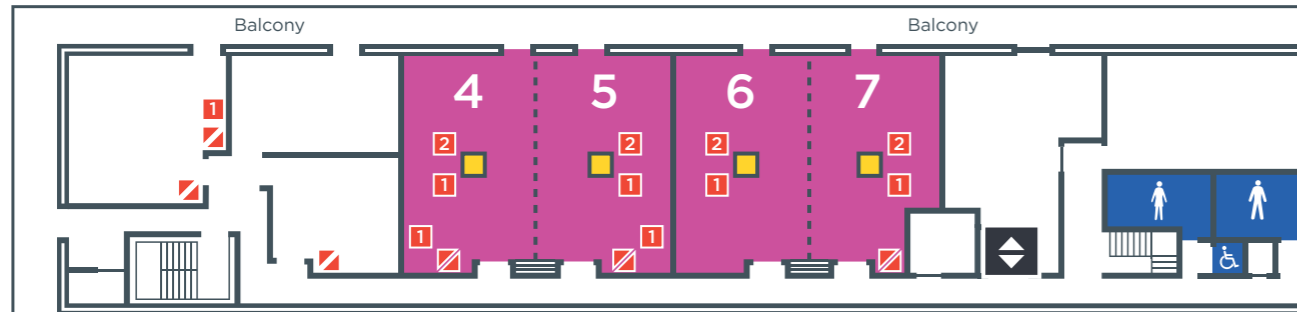


North Gallery Rooms



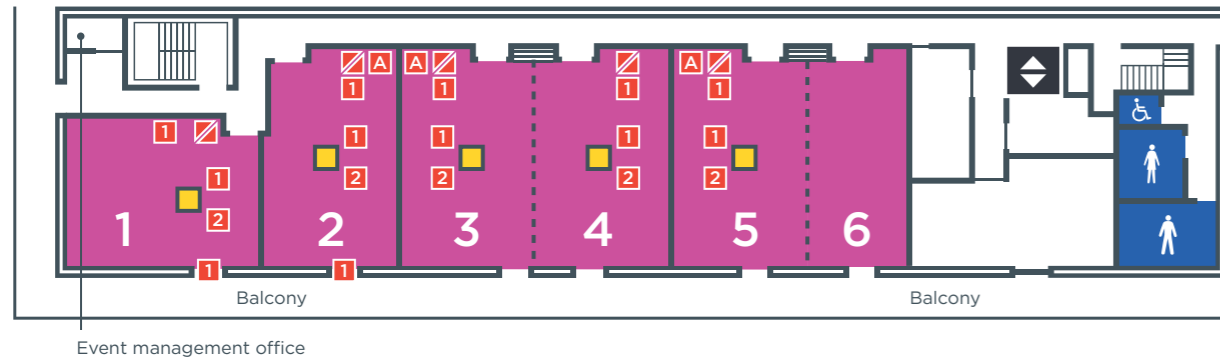
Please note: North Gallery Rooms 7, 11 and 18 are slightly indented due to the public lift

North Gallery Rooms detail plan - Rooms 4 to 7



Single room: 18, 19, 20
 Double room: 4+5, 6+7, 8+9, 10+11, 12+13, 14+15, 16+17

South Gallery Rooms detail plan - Rooms 1 to 6



South Gallery Rooms



Large single room: 3, 4, 5, 7, 8, 9, 11, 12, 13, 15, 16, 17, 18, 20, 21, 23, 24, 25, 27, 28, 29
 Small single room: 6, 10, 14, 26
 Large double room: 3+4, 7+8, 8+9, 11+12, 15+16, 17+18, 20+21, 23+24, 27+28
 Small double room: 5+6, 9+10, 13+14, 19, 22, 25+26

North Gallery Rooms - capacity chart

	Area	Dimensions	Height	Theatre	*Classroom	*Cabaret	*Banquet	Reception	Boardroom
North Gallery Room 4, 5, 6, 13, 15 or 17	91m ²	12m x 7.6m	3.25m	90	42	48	60	90	34
North Gallery Room 7, 11 or 18	84m ²	12m x 7.6m	3.25m	70	42	40	50	70	34
North Gallery Room 8, 9, 10, 12, 14, 16 or 20	90m ²	12m x 7.5m	3.25m	90	42	48	60	90	34
North Gallery Room 19	274m ²	23.3m x 12.7m	3.25m	248	80	120	160	248	66

South Gallery Rooms - capacity chart

	Area	Dimensions	Height	Theatre	*Classroom	*Cabaret	*Banquet	Reception	Boardroom	U shape
Large Single Room	93m ²	12.7m x 7.6m	3.25m	90	40	48	60	90	34	23
Small Single Room	66m ²	12.7m x 5.6m	3.25m	70	28	24	30	60	34	23
Large Double Room	194m ²	12.7m x 15.2m	3.25m	200	98	96	120	200	50	47
Small Double Room	168m ²	12.7m x 13.2m	3.25m	180	80	72	90	180	44	41
South Gallery Room 1	96m ²	8.7m x 11.1m	3.25m	90	40	48	60	90	34	23
South Gallery Room 2	95m ²	7.5m x 12.7m	3.25m	80	40	40	50	80	34	23
South Gallery Room 29	96m ²	8.7m x 11.1m	3.25m	90	40	48	60	90	34	23
South Gallery Rooms 8-10, 18+19 or 21+22	291m ²	12.7m x 22.8m	3.25m	304	118	144	180	304	60	65
South Gallery Rooms 7-10, 17-19 or 20-22	362m ²	12.7m x 28.4m	3.25m	400	156	184	230	400	70	83

All capacities subject to floorplan approval.
 *Classroom numbers are based on three per table (using 6 ft trestle tables); *Cabaret numbers based on a max of eight per table (using 5 ft round tables);
 *Banquet numbers based on a max of ten per table (using 5 ft round tables).

Facilities

- Dimmable house lighting
- All suites are acoustically sealed
- All rooms have sun blinds
- Audio visual equipment available on request
- Heating and cooling
- Wardrobes available in rooms 11-22
- Natural daylight

Door dimensions

- 1.4m (w) x 2.0m (h)

Maximum loading

- Breakout areas: 5.0kn/m²

Passenger lift dimensions & weight loading

- Lift size: 1.86m (w) x 1.55m (d) x 2.4m (h)
- Door size: 1.1m (w) x 2.09m (h)
- Weight loading: 1,350kg

Key

- 1** Floor box type 1
2x 13 AMP sockets
4x jack plugs
- 2** Floor box type 2
2x 13 AMP sockets
1x 15 PIN female PC socket
1x video jack
2x 15 pair audio sockets (L & R)
1x 13 AMP projector plug
- A** 3 phase power supply available on request. Location available on technical plans
- ▣** Pair fused and switched 13 AMP sockets
- ▣** Ceiling projector mount point available on request
- Projection screens**
Location available on technical plans
-** Partition wall
- Toilets**
♂ Male
♀ Female
♿ Accessible (RH/LH - Right/Left hand)
- ◄** Public lifts
- Stairs