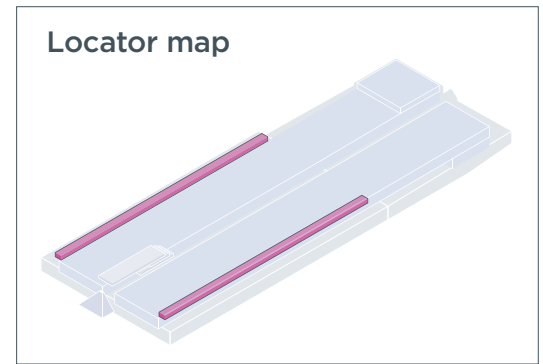
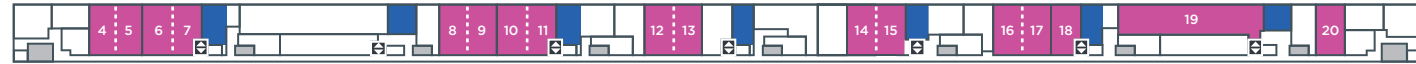


# Gallery Rooms

Level 2

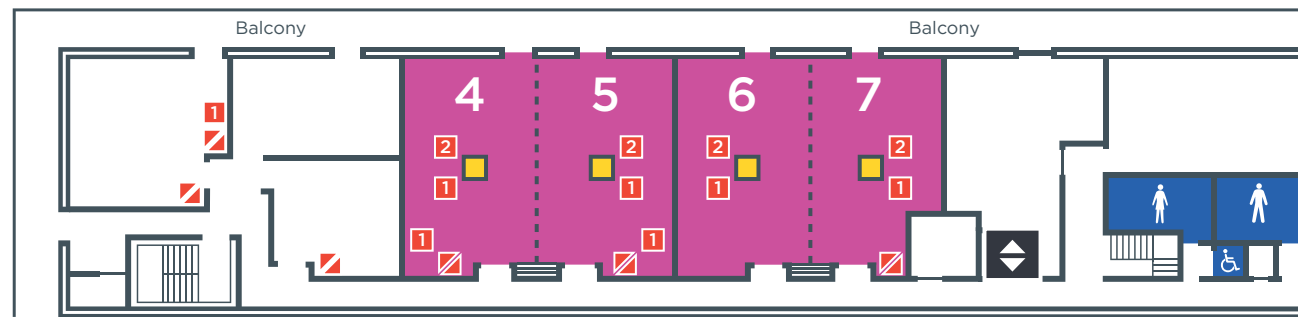


## North Gallery Rooms



Please note: North Gallery Rooms 7, 11 and 18 are slightly indented due to the public lift

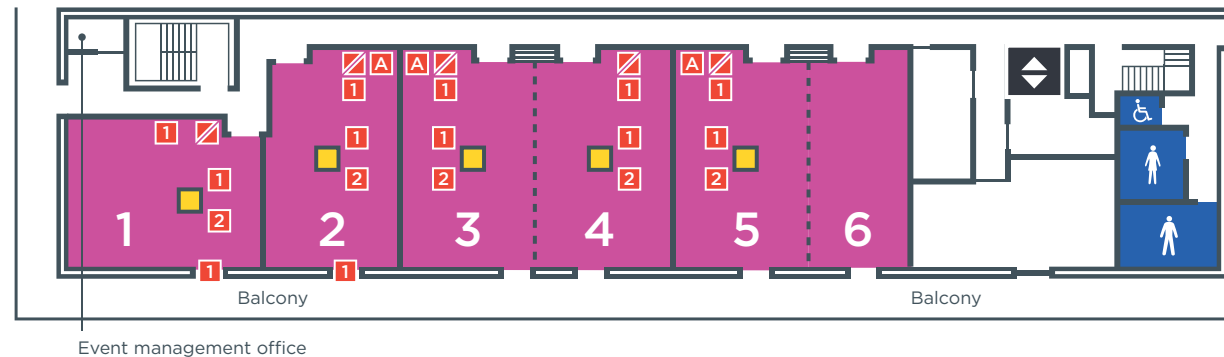
## North Gallery Rooms detail plan - Rooms 4 to 7



Single room: 18, 19, 20

Double room: 4+5, 6+7, 8+9, 10+11, 12+13, 14+15, 16+17

## South Gallery Rooms detail plan - Rooms 1 to 6



## South Gallery Rooms



Large single room: 3, 4, 5, 7, 8, 9, 11, 12, 13, 15, 16, 17, 18, 20, 21, 23, 24, 25, 27, 28, 29

Small single room: 6, 10, 14, 26

Large double room: 3+4, 7+8, 8+9, 11+12, 15+16, 17+18, 20+21, 23+24, 27+28

Small double room: 5+6, 9+10, 13+14, 19, 22, 25+26

## North Gallery Rooms - capacity chart

	Area	Dimensions	Height	Theatre	*Schoolroom	*Cabaret	*Banquet	Reception	Boardroom
North Gallery Room 4, 5, 6, 13, 15 or 17	979 sq ft	39 ft x 25 ft	10.2 ft	90	42	48	60	90	34
North Gallery Room 7, 11 or 18	904 sq ft	29 ft x 25 ft	10.2 ft	70	42	40	50	70	34
North Gallery Room 8, 9, 10, 12, 14, 16 or 20	968 sq ft	39 ft x 25 ft	10.2 ft	90	42	48	60	90	34
North Gallery Room 19	898 sq ft	76 ft x 41 ft	10.2 ft	248	80	120	160	248	66

## South Gallery Rooms - capacity chart

	Area	Dimensions	Height	Theatre	*Schoolroom	*Cabaret	*Banquet	Reception	Boardroom	U shape
Large Single Room	1,044 sq ft	42 ft x 25 ft	10.2 ft	90	40	48	60	90	34	23
Small Single Room	764 sq ft	42 ft x 18 ft	10.2 ft	70	28	24	30	60	34	23
Large Double Room	1,985 sq ft	42 ft x 50 ft	10.2 ft	200	98	96	120	200	50	47
Small Double Room	1,720 sq ft	42 ft x 43 ft	10.2 ft	180	80	72	90	180	44	41
South Gallery Room 1	1,033 sq ft	28 ft x 36 ft	10.2 ft	90	40	48	60	90	34	23
South Gallery Room 2	1,022 sq ft	25 ft x 42 ft	10.2 ft	80	40	40	50	80	34	23
South Gallery Room 29	1,033 sq ft	28 ft x 36 ft	10.2 ft	90	40	48	60	90	34	23
South Gallery Rooms 8-10, 18+19 or 21+22	2,975 sq ft	42 ft x 74 ft	10.2 ft	304	118	144	180	304	60	65
South Gallery Rooms 7-10, 17-19 or 20-22	3,704 sq ft	42 ft x 93 ft	10.2 ft	400	156	184	230	400	70	83

All capacities subject to floorplan approval.

\*Schoolroom numbers are based on three per table (using 6 ft trestle tables); \*Cabaret numbers based on a max of eight per table (using 5 ft round tables); \*Banquet numbers based on a max of ten per table (using 5ft round tables).

## Gallery Rooms (Level 2)

### Facilities

- Dimmable house lighting
- All suites are acoustically sealed
- All rooms have sun blinds
- Audio visual equipment available on request
- Heating and cooling
- Wardrobes available in rooms 11-22
- Natural daylight

### Door dimensions

- 4.6 ft (w) x 6.6 ft (h)

### Maximum loading

- Breakout areas: 5.0kn/10 sq ft

### Passenger lift dimensions & weight loading

- Lift size: 3.6 ft (w) x 2.9 ft (d) x 6.9 ft (h)
- Door size: 3.6 ft (w) x 6.8 ft (h)
- Weight loading: 2,976 lbs

## Key

- 1** Floor box type 1  
2x 13 AMP sockets  
4x jack plugs
- 2** Floor box type 2  
2x 13 AMP sockets  
1x 15 PIN female PC socket  
1x video jack  
2x 15 pair audio sockets (L & R)  
1x 13 AMP projector plug
- A** 3 phase power supply available on request. Location available on technical plans
- Ceiling projector mount point available on request
- Projection screens**  
Location available on technical plans
- Partition wall
- Toilets**  
♂ Male  
♀ Female  
♿ Accessible (RH/LH - Right/Left hand)
- ⇅** Public lifts
- Stairs