

Platinum Suite

Levels 1, 2 & 3

Platinum Suite - capacity chart

Platinum room (Level 3) configuration options

	Area	Dimensions	Height	Theatre	*Schoolroom	*Cabaret	*Banquet	Reception	Boardroom
Room 1 or 2 or 3 or 4	4,218 sq ft	46 ft x 92 ft	15 ft	360	200	192	240	360	n/a
Rooms 1+2 or 3+4	8,436 sq ft	92 ft x 92 ft	15 ft	680	400	384	480	720	n/a
Rooms 1-4	16,871 sq ft	92 ft x 184 ft	15 ft	1,125	840	800	800	1,125	n/a
Titanium room	422 sq ft	12 ft x 35 ft	15 ft	n/a	n/a	20	n/a	15	20
Zinc room	241 sq ft	12 ft x 19 ft	15 ft	n/a	n/a	10	n/a	n/a	10
Organiser office	126 sq ft	10 ft x 13 ft	15 ft	n/a	n/a	8	n/a	n/a	6

Platinum lounge and rooms 5, 6 and 7 (Level 2) configuration options

	Area	Dimensions	Height	Theatre	*Schoolroom	*Cabaret	*Banquet	Reception	Boardroom
Full use of lounge and rooms	6,994 sq ft		9.6 ft	260	n/a	n/a	n/a	600	n/a
Room 5	560 sq ft	18 ft x 31 ft	9.6 ft	70	24	32	40	70	20
Room 6	732 sq ft	24 ft x 31 ft	9.6 ft	90	30	32	50	90	20
Room 7	560 sq ft	18 ft x 31 ft	9.6 ft	70	24	32	40	70	20
Full use of rooms 5, 6 and 7 only	1,851 sq ft	60 ft x 31 ft	9.6 ft	260	100	104	130	260	40
Rooms 5, 6, 7 and breakout reception	3,120 sq ft	60 ft x 51 ft	9.6 ft	n/a	n/a	160	200	300	40
Rooms 5+6	1,291 sq ft	42 ft x 31 ft	9.6 ft	180	80	80	100	180	30
Rooms 6+7	1,291 sq ft	42 ft x 31 ft	9.6 ft	180	80	80	100	180	30

All capacities subject to floorplan approval.

*Schoolroom numbers are based on three per table (using 6 ft trestle tables); *Cabaret numbers based on a max of eight per table (using 5 ft round tables); *Banquet numbers based on a max of ten per table (using 5 ft round tables).

Platinum rooms 1 to 4

Facilities

- Dimmable house lighting
- All rooms fully blacked out (except for fire lights and vision panels in doors)
- Heating and cooling
- 57Db noise resistant partition wall
- Feature wall lighting
- PA system

Door dimensions

- 4.9 ft (w) x 8.5 ft (h)

Freight lift dimensions & weight loading

- Lift size: 10.3 ft (w) x 19.3 ft (d) x 9.8 ft (h)
- Door size: 10.3 ft (w) x 9.8 ft (h)
- Weight loading: 11,330 lbs

Goods lift dimensions & weight loading

- Lift size: 5.6 ft (w) x 8.8 ft (d) x 7.7 ft (h)
- Door size: 4.2 ft (w) x 6.8 ft (h)
- Weight loading: 5,511 lbs

Maximum occupancy (entire suite)

- 1,125 people

Maximum loading

- Floor: 5.0 kN/10 sq ft
- Roof: 0.6 kN/10 sq ft
- Lighting bar loading is 330 lbs per singular bar with a load of 55 lbs per linear metre
- Six additional rigging points per quarter which are 550 lbs per point load

Platinum Suite Lobby

- 25.2 ft x 99.5 ft
- Total: 2,507 sq ft

Additional power available on request

- 63 AMP 3 phase
- 125 AMP 3 phase
- 32 AMP 3 phase

Platinum rooms 5 to 7

Facilities

- Dimmable house lighting
- Heating and cooling
- 57Db noise resistant partition wall
- PA system

Door dimensions

- 4.9 ft (w) x 8.5 ft (h)

Maximum loading

- Floor: 5.0 kN/10 sq ft
- Roof: 0.6 kN/10 sq ft

Equipment available on request

- Projector screen
- Ceiling projection mounting point

Platinum boardroom

Dimensions

- 22.5 ft (w) x 14.4 ft (l) x 7.5 ft (h)
- Total - 109.5 sq ft
- Boardroom layout for 16 people

Facilities

- Dimmable house lighting
- Heating and cooling
- Sound proof walls
- Storage cupboards

Door dimensions

- 2.4 ft (w) x 7.2 ft (h)

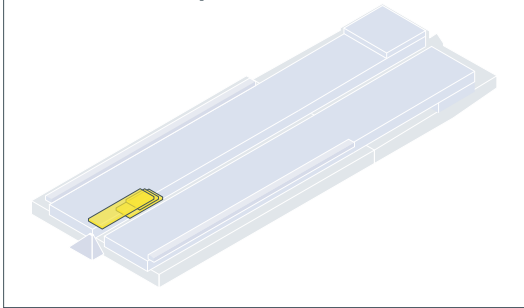
Maximum loading

- Floor: 5.0 kN/10 sq ft

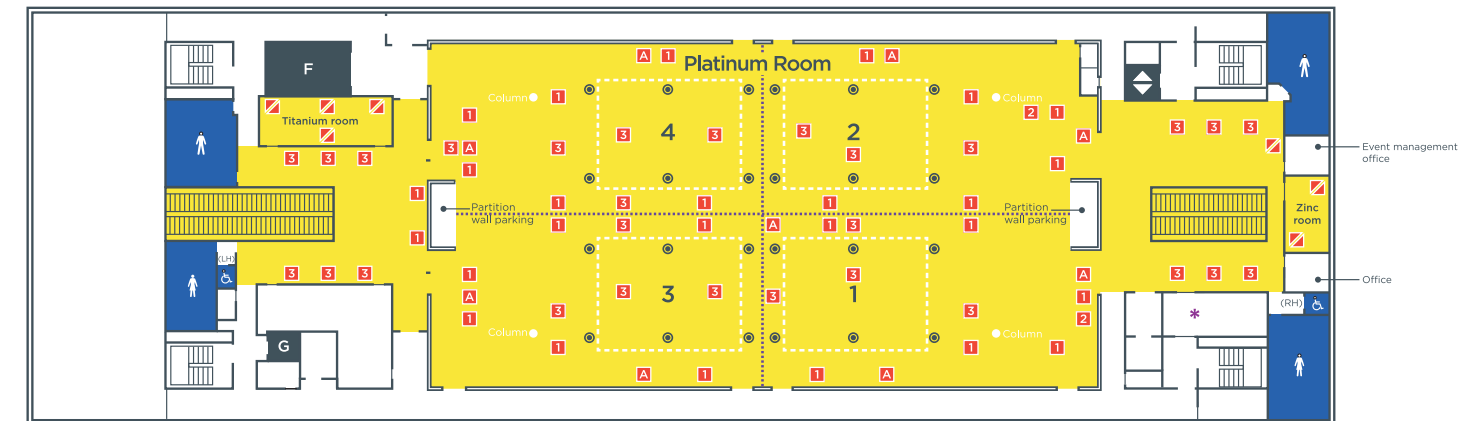
Equipment available on request

- LED screen with remote connectivity
- Logitech Meetup VC system
- Kramer Go2 Wireless Connection

Locator map



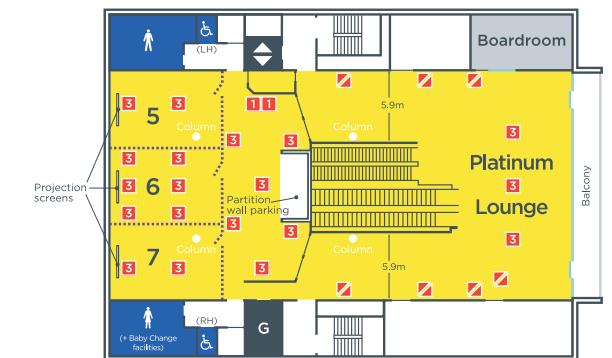
Platinum Suite - Level 3



Key

- 1** Floor box type 1
2x 13 AMP sockets
4x jack plugs
- 2** Floor box type 2
2x 13 AMP sockets
1x 15 PIN female PC socket
1x video jack
2x 15 pair audio sockets (L & R)
1x 13 AMP projector plug
- 3** Floor box type 3
2x 13 AMP sockets
4x jack plugs + 2 spares
- A** 3 phase power supply available on request
- ▤** Pair fused and switched
13 AMP sockets
- IM plasma screen
- ♂** Toilets
Male
- ♀** Female
- ♿** Accessible (RH/LH - Right/Left hand)
- ⬆** Lifts
Public
- G** Goods
- F** Freight
- ⋯** Partition wall
- ⊙** Rigging points (550lbs loads)
- Light bar/hanging point
- Demountable cloakroom counters

Platinum Suite lounge and meeting rooms - Level 2



Platinum Suite lobby - Level 1 (Boulevard)

